

GLOUCESTER




Visiting

Southgate House,
Southgate Street


Pro
GLOBAL

GLOUCESTER

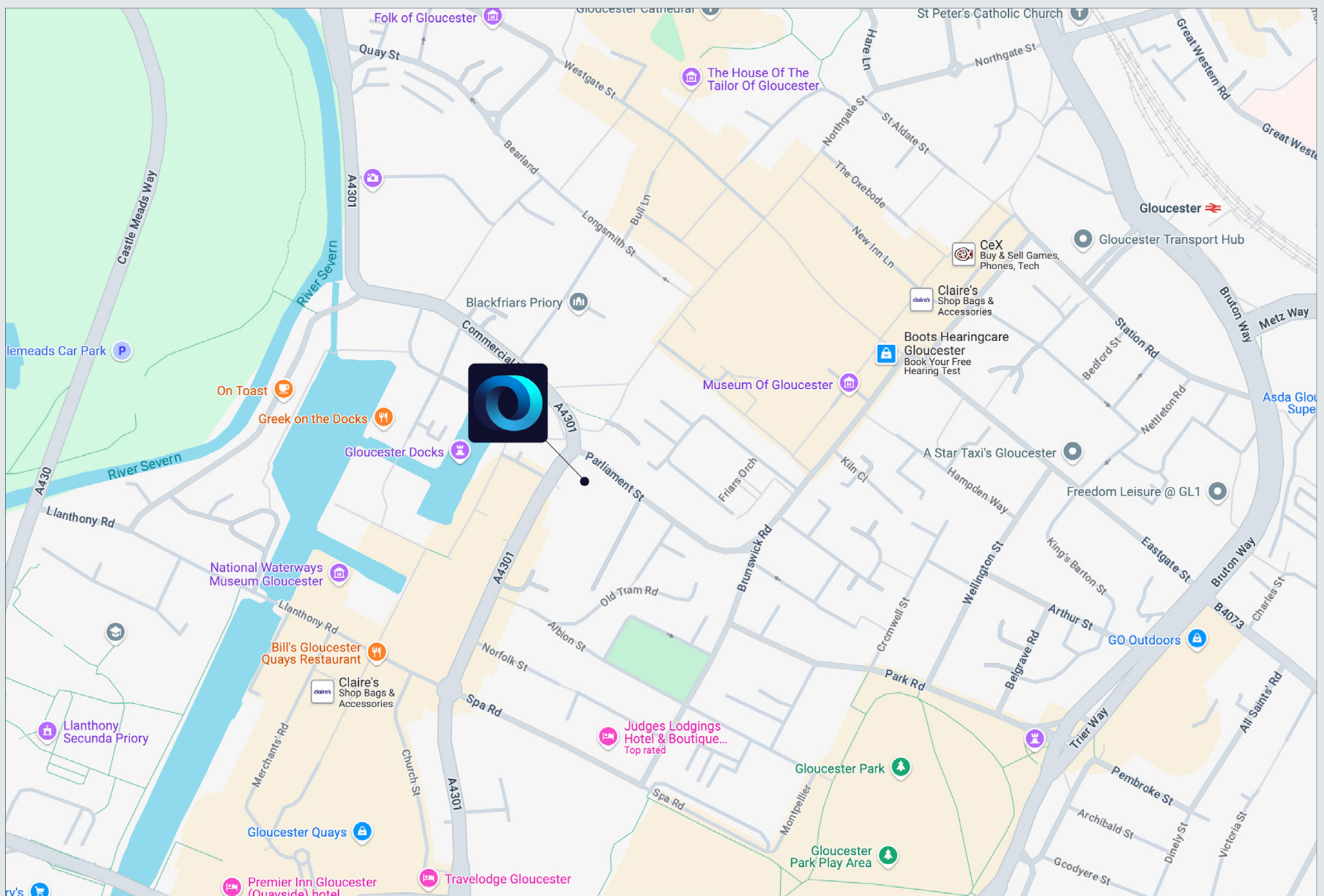
Southgate House,
Southgate Street,
Gloucester,
GL1 1UB



Google maps [link](#)



trick.ballots.fool



Address



Travel



Facilities



Useful
Contacts

TRAVEL



By Car

From the North (via M5)

- Take the M5 southbound.
- Exit at Junction 11 for the A40 towards Gloucester/Cheltenham.
- Follow the A40 and then take the A417 towards Gloucester.
- Continue on the A417 and follow signs for the city center.
- Turn onto Southgate Street .
- Turn down Parliament Street to access the car park.

From the South (via M5)

- Take the M5 northbound.
- Exit at Junction 12 for the A38 towards Gloucester.
- Follow the A38 into Gloucester.
- Turn onto Southgate Street.
- Turn down Parliament Street to access the car park.



Train

From London Paddington

- Take a direct train to Gloucester (approximately 1 hour 45 minutes).
- From Gloucester Railway Station, Southgate House is a short walk or taxi ride away.

From Birmingham New Street


- Take a direct train to Gloucester (approximately 1 hour).
- From Gloucester Railway Station, Southgate House is a short walk or taxi ride away.

From Bristol Temple Meads

- Take a direct train to Gloucester (approximately 50 minutes).
- From Gloucester Railway Station, Southgate House is a short walk or taxi ride away.



Address



Travel



Facilities



Useful
Contacts

VISITOR ACCESS INSTRUCTIONS



When arriving at Southgate House, please advise ground floor reception of your arrival and they will have been instructed to ask you to head up to Pro Global's reception on the 2nd floor, either by stairs or lift.



Address



Travel



Facilities



Useful
Contacts

USEFUL CONTACTS



Pro Global

Tel:

+44 (0)1452 782500

Email:

getintouch@pro-global.com

Trains

[Transport For Wales](#)

[Great Western Railway](#)

[Cross Country](#)



Address



Travel



Facilities



Useful
Contacts